

BRIGHTCOM GROUP LIMITED (NSE&BSE - BCG)

(Formerly Lycos Internet Limited)

Regd. Office: Floor: 5, Holiday Inn Express & Suites, Road No: 2, Nanakramguda, Gachibowli, Hyderabad – 500032, India.

CIN:L64203TG1999PLC030996

Tel: +91 40 6744 9910, Fax: +91 22 6645 9677, www.brightcomgroup.com, email:ir@brightcomgroup.com

Statement of Unaudited Standalone Financial Results for the Quarter and Half Year Ended 30th September 2018


All amounts in Indian Rupees Lakhs, except share data

Sl.No.	Particulars	Standalone					
		Quarter ended	Quarter ended	Quarter ended	Half Year ended		Year ended
		30-Sep-2018	30-Jun-2018	30-Sep-2017	30-Sep-2018	30-Sep-2017	31-Mar-2018
	(Refer Notes below)	(Unaudited)	(Unaudited)	(Unaudited)	(Unaudited)	(Unaudited)	(audited)
1	a) Income from operations	11,588.37	11,299.23	11,471.78	22,887.60	22,557.69	45,520.46
	b) Other Income	(268.72)	(295.71)	(56.87)	(564.43)	(36.89)	(37.64)
	Total Income	11,319.65	11,003.52	11,414.91	22,323.17	22,520.80	45,482.82
2	Expenses						
	a) Cost of sales/services	8,949.33	8,698.85	8,714.88	17,648.18	17,460.33	35,014.46
	b) Changes in inventories of finished goods, work-in-progress and stock-in-trade	-	-	-	-	-	-
	c) Employee benefits expense	1,276.63	1,215.97	1,395.15	2,492.60	2,491.03	4,921.64
	d) Depreciation and amortization expense	25.71	25.16	27.02	50.87	53.58	107.92
	e) Finance costs	379.16	366.36	338.61	745.52	647.18	1,478.75
	f) Other expenses	1,007.89	896.35	1,084.00	1,904.24	2,008.72	4,321.83
	Total expenses	11,638.72	11,202.69	11,559.66	22,841.41	22,660.84	45,844.60
3	Profit/(loss) before exceptional items (1-2)	(319.07)	(199.17)	(144.75)	(518.24)	(140.04)	(361.78)
4	Exceptional items	-	-	-	-	-	-
5	Profit/(loss) before tax (3+4)	(319.07)	(199.17)	(144.75)	(518.24)	(140.04)	(361.78)
6	Tax Expenses						
	a) Current Tax	-	-	(1.45)	-	-	-
	b) Deferred tax	(0.22)	91.65	(20.34)	91.43	(13.57)	(67.70)
	Total Tax Expenses	(0.22)	91.65	(21.79)	91.43	(13.57)	(67.70)
7	Net profit / (loss) after tax (5-6)	(318.85)	(290.82)	(122.96)	(609.67)	(126.47)	(294.08)
8	Other comprehensive income/(loss) (net of tax)	313.55	283.38	118.37	596.92	116.76	68.53
9	Total comprehensive income for the period(7+8)	(5.30)	(7.44)	(4.59)	(12.75)	(9.71)	(225.55)
13	Paid-up equity share capital (Face Value of Rs.2/-each)	9,525.03	9,525.03	9,525.03	9,525.03	9,525.03	9,525.03
14	Reserves excluding Revaluation Reserves as per balance sheet of previous accounting year	-	-	-	-	-	48,775.38
15	Earnings per share (Face value of Rs.2/-each) (not annualized)						
	a) Basic (in Rs.)	(0.07)	(0.06)	(0.03)	(0.13)	(0.03)	(0.06)
	b) Diluted (in Rs.)	(0.07)	(0.06)	(0.03)	(0.13)	(0.03)	(0.06)

Notes:

- The above results have been reviewed and recommended by the Audit Committee and approved by the Board of Directors of the Company at its meeting held on 14th November 2018.
- The above interim financial results have been prepared from the Interim financial statements, which are prepared in accordance with Ind AS notified under the companies (Indian accounting standards) rules, 2015.
- The Company operates in two segments i.e, Digital Marketing and Software Development.
- The figures for the previous period/year have been regrouped/reclassified, wherever necessary.

For BRIGHTCOM GROUP LIMITED



(Handwritten Signature)


M.SURESH KUMAR REDDY
Chairman and Managing Director

Place : HYDERABAD
Date : November 14, 2018

Statement of Assets & Liabilities

(Rs. In Lakhs)

Sl.No.	Particulars	Standalone	Standalone
		As at	As at
		30-Sep-18	31-Mar-18
		(Unaudited)	(Audited)
	ASSETS		
1	Non-current assets		
	Property, plant and equipment	216.09	263.99
	Capital work in Progress		
	Investment property	21.95	21.95
	Goodwill on consolidation	-	-
	Other intangible assets	8.36	11.32
	Intangible assets under development	-	-
	Financial assets	-	-
	- Investments	50,903.38	50,903.38
	- Loans	19.58	19.58
	- Other financial assets	164.45	164.45
	Deferred tax assets (net)	250.21	345.53
	Non-current tax assets (net)	70.92	73.26
	Other non-current assets	10.00	10.00
	Total non-current assets	51,664.94	51,813.46
2	Current assets		
	Financial assets		
	- Trade receivables	22,670.09	22,837.27
	- Cash and cash equivalents	9.65	7.28
	- Other bank balances	6.53	4.19
	- Loans	12,065.23	11,464.47
	- Other financial assets	42.44	42.68
	Other current assets	1,491.55	1,530.26
	Total current assets	36,285.49	35,886.15
	Total assets	87,950.43	87,699.61
	EQUITY AND LIABILITIES		
	Equity		
	Equity share capital	9,525.03	9,525.03
	Other equity	48,762.63	48,775.38
	Total equity	58,287.66	58,300.41
	LIABILITIES		
1	Non-current liabilities		
	Financial liabilities		
	- Borrowings	9,563.14	8,573.21
	Other Long - Term liabilities		
	Deferred tax liabilities (net)		
	Provisions	418.08	388.60
	Total non-current liabilities	9,981.22	8,961.81
2	Current liabilities		
	Financial liabilities		
	- Borrowings	6,831.01	6,831.01
	- Trade payables	1,941.74	3,221.36
	- Other financial liabilities	2,308.58	1,918.64
	Other current liabilities	8,026.07	7,755.13
	Provisions	574.15	711.25
	Total current liabilities	19,681.55	20,437.39
	Total equity and liabilities	87,950.43	87,699.61



[Handwritten signature]

BRIGHTCOM GROUP LIMITED (NSE&BSE - BCG)
(Formerly Lycos Internet Limited)

Regd. Office: Floor: 5, Holiday Inn Express & Suites, Road No: 2, Nanakramguda, Gachibowli, Hyderabad – 500032, India.

CIN:L64203TG1999PLC030996

Tel: +91 40 6744 9910, Fax: +91 22 6645 9677, www.brightcomgroup.com, email:ir@brightcomgroup.com

REPORTING OF SEGMENT WISE REVENUE, RESULTS , SEGMENT ASSETS & SEGMENT LIABILITIES

All amounts in Indian Rupees Lakhs

Sl.No.	Particulars	Standalone					
		Quarter Ended	Quarter Ended	Quarter Ended	Half Year Ended	Year Ended	
		30-Sep-2018	30-Jun-2018	30-Sep-2017	30-Sep-2018	30-Sep-2017	31-Mar-2018
		(Unaudited)	(Unaudited)	(Unaudited)	(Unaudited)	(Unaudited)	(audited)
1	Segment Revenue						
	(a) Digital Marketing Segment	312.52	284.84	288.22	597.36	552.50	946.54
	(b) Software Development Segment	11,275.85	11,014.39	11,183.56	22,290.24	22,005.19	44,573.92
	Total Sales/ Income from Operations	11,588.37	11,299.23	11,471.78	22,887.60	22,557.69	45,520.46
	Less: Inter Segment Revenue						
	Net Sales/ Income from Operations	11,588.37	11,299.23	11,471.78	22,887.60	22,557.69	45,520.46
2	Segment Results - Profit (+) / Loss (-) before tax and interest						
	(a) Digital Marketing Segment	42.14	38.62	73.88	80.76	126.61	245.25
	(b) Software Development Segment	17.95	128.57	119.98	146.52	380.53	871.72
	Total	60.09	167.19	193.86	227.28	507.14	1,116.97
	Less: Interest	379.16	366.36	338.61	745.52	647.18	1,478.75
	Total Profit (+) / Loss (-) before tax	(319.07)	(199.17)	(144.75)	(518.24)	(140.04)	(361.78)
3	Segment Assets						
	(a) Digital Marketing Segment	49,776.65	49,590.59	49,539.31	49,776.65	49,539.31	49,543.13
	(b) Software Development Segment	38,173.78	38,017.41	38,658.76	38,173.78	38,658.76	38,156.47
	Total segment assets	87,950.43	87,608.00	88,198.07	87,950.43	88,198.07	87,699.60
	Segment liabilities						
	(a) Digital Marketing Segment	13,036.65	12,813.93	12,959.51	13,036.65	12,959.51	12,860.77
	(b) Software Development Segment	16,626.12	16,501.11	16,722.31	16,626.12	16,722.31	16,538.43
	Total segment liabilities	29,662.77	29,315.04	29,681.82	29,662.77	29,681.82	29,399.20



For BRIGHTCOM GROUP LIMITED

M.SURESH KUMAR REDDY
Chairman and Managing Director

Place : HYDERABAD
Date : November 14, 2018



P C N & ASSOCIATES

CHARTERED ACCOUNTANTS

Plot No. 12, "N Heights"

Ground Floor, Software Layout Unit

Cyberabad, Hyderabad - 500 081.

Tel. : (91-40) 2311 9499


E-mail : pcnassociates@yahoo.com


To
The Board of Directors
BRIGHTCOM GROUP LIMITED
(Formerly known as Lycos Internet Limited)
Hyderabad

Limited Review Report for the quarter and half year ended 30th September, 2018

1. We have reviewed the accompanying statement of unaudited financial results of M/s. BRIGHTCOM GROUP LIMITED (Formerly known as Lycos Internet Limited) for the quarter ended 30th September, 2018 and year to date from April 1st 2018 to September 30th 2018 being submitted by the Company pursuant to the requirements of Regulation 33 of the SEBI (Listing Obligations and Disclosure requirements) Regulations, 2015.
2. This statement is the responsibility of the Company's Management and has been approved by the Board of Directors/ committee of Board of Directors in their meeting held on 14th November, 2018. Our responsibility is to issue a report on these financial statements based on our review.
3. We conducted our review in accordance with the Standard on Review Engagement (SRE) 2410, *Review of interim financial information performed by the independent auditor of the entity* issued by the Institute of Chartered Accountants of India. This standard requires that we plan and perform the review to obtain moderate assurance as to whether the financial statements are free of material misstatement. A review is limited primarily to inquiries of company personnel and analytical procedures applied to financial data and thus provide less assurance than an audit. We have not performed an audit and accordingly, we do not express an audit opinion.
4. Based on our review conducted as above, nothing has come to our attention that causes us to believe that the accompanying statement of unaudited financial results prepared in accordance with applicable Ind AS and other recognized accounting practices and policies has not disclosed the information required to be disclosed in terms of Regulation 33 of the SEBI (Listing obligations and Disclosure requirements) Regulations, 2015 and SEBI circular dated 05th July 2016 including the manner in which it is to be disclosed, or that it contains any material misstatement.

For P C N & Associates
(Formerly known as Chandra Babu Naidu & Co.,)
Chartered Accountants
FRN: 016016S


Chandra Babu M
Partner
M.No. 016016S



Place: Hyderabad
Date: 14th November 2018